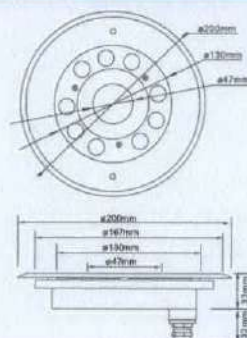




Product Size



Specification

Model No.:	RS-RP27W316X-FT(88129) / RS-RP24W316X-FT(88129)
Front cover & Housing:	Stainless steel 316L
Dimensions:	D200*H33mm (Nozzle hole size: 47mm; G1 1/4)
Tempered Glass:	10mm thickness
LED chip:	CREE
LED Q'ty:	9pcs 3W LED / 6pcs 4in1 LED
Cable gland:	Stainless steel 316L PG13.5
Driver:	Constant current driver
Lens:	Clear, Bead, Frosted
Beam Angle Options:	10° 30° 45° 70°
Power Cable:	AWG 5/18 or AWG 3/18 SOW rubber cable
Protection Class:	IP68
Environment:	Dry / Submerged
Mounting Hardware:	Surface Mounted System / Nozzle fixed
Net Weight:	3.0kgs with 1.5m cable
Lifetime:	>50000H

Order information

Item code	Color	Light source(w)	Line Way	Input Voltage (v)	Operating current (mA)	Consumption (w)	Luminous (lm)
88129.093.01	2700-3000K	9*3	V+/V-	AC/DC12-24	2250 / 1125	27	1260
88129.093.02	4000-4500K	9*3	V+/V-	AC/DC12-24	2250 / 1125	27	1332
88129.093.03	5000-5500K	9*3	V+/V-	AC/DC12-24	2250 / 1125	27	1395
88129.093.04	6000-6500K	9*3	V+/V-	AC/DC12-24	2250 / 1125	27	1395
88129.093.05	Red	9*3	V+/V-	AC/DC12-24	1500 / 750	18	315
88129.093.06	Green	9*3	V+/V-	AC/DC12-24	2250 / 1125	27	810
88129.093.07	Blue	9*3	V+/V-	AC/DC12-24	2250 / 1125	27	360
88129.093.08	Yellow	9*3	V+/V-	AC/DC12-24	2250 / 1125	27	855
88129.093.09	RGB-DMX512 (3 channel)	9*3	V+ /V-/D+/D-/GND	AC/DC12-24	R: 500 / 250 B: 750 / 375	R: 6 B: 9	R: 105 B: 120
88129.093.10	Auto changing color	9*3	V+/V-	AC12-24	R: 500 / 250 B: 750 / 375	R: 6 B: 9	R: 105 B: 120
88129.093.12	RGBV+ (built-in CC driver)	9*3	R/G/B/V+	DC12-24	R: 500 / 250 B: 750 / 375	R: 6 B: 9	R: 105 B: 120
88129.064.14	RGBW-DMX512 (4 channel)	6*4in1	V+ /V-/D+/D-/GND	DC24	R: 250 B: 250 G: 250 W: 250	R: 6 B: 6 G: 6 W: 6	R: 150 B: 180 G: 360 W: 540





中国认可
国际互认
检测

TESTING

Shenzhen Southern LCS Compliance Testing Laboratory Ltd.
Address: B Area, 1-2F, Building B, Zhongyu Green High-tech Industrial
Park, Wenge Road, Heshuikou, Gongming Street, Guangming New
District, Shenzhen, China


http://www.lcs-cert.com; Phone: +(86) 0755-29871520; Fax: +(86) 0755-29871521

Report No.: LCS171201023BS

TEST REPORT

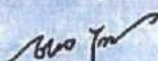
Client..... : Rise Optoelectronics Co., Ltd
Address..... : 4F, No.5 Building, Jianghao Ind Park, Bantian, Longgang Dist.,
Shenzhen 518129, China
Brand Name..... : 
Manufacturer..... : Rise Optoelectronics Co., Ltd
Address..... : 4F, No.5 Building, Jianghao Ind Park, Bantian, Longgang Dist.,
Shenzhen 518129, China
Testing Laboratory..... : Shenzhen Southern LCS Compliance Testing Laboratory Ltd.
Address..... : B Area, 1-2F, Building B, Zhongyu Green High-tech Industrial
Park, Wenge Road, Heshuikou, Gongming Street, Guangming
New District, Shenzhen, China
Product Description.. : LED Underwater Light
Models..... : See model list
Rating..... : See model list
Method..... : IEC 60598-1: 2014
Test Item..... : IP68 30m
Date of Test..... : 2017-12-01~2017-12-13
Date of Issue..... : 2017-12-13
Test Result..... : Pass

Test by:



Sheeda Wu/ Project Engineer

Check by:



Eko Yang/ Director



Jesse Liu/ Manager

Remark: The duplication of this report or parts of it and its use for advertising purposes is only allowed with permission of the testing laboratory. This report contains the result of examination of the product sample submitted by the appliance. A general statement concerning the quality of the products from the series manufacturer cannot be derived therefore.



Shenzhen Southern LCS Compliance Testing Laboratory Ltd.
Address: B Area, 1-2F, Building B, Zhongyu Green High-tech Industrial
Park, Wenge Road, Heshuikou, Gongming Street, Guangming New
District, Shenzhen, China
<http://www.lcs-cert.com>; Phone: +(86) 0755-29871520; Fax: +(86) 0755-29871521

Report No.: LCS171201023BS

General product information:

- All models have similar appearance except size, power and LED drivers are difference.
- Unless otherwise specified, the model RS-UW96W316X was chosen as representative model to perform all test.

Model list:

Model	Rating
RS-UW3W316X	DC 12V, 3W, IP68
RS-UW9W316X-A	DC 12V, 9W, IP68
RS-UW18W316X	DC 24V, 18W, IP68
RS-UW27W316X-A	DC 24V, 27W, IP68
RS-UW36W316X	DC 24V, 36W, IP68
RS-UW64W316X	DC 24V, 64W, IP68
RS-UW54W316X	DC 24V, 54W, IP68
RS-UW96W316X	DC 24V, 96W, IP68
RS-FT27W316X	DC 24V, 27W, IP68
RS-FT36W316X	DC 24V, 36W, IP68
RS-FT36W316X-A	DC 24V, 36W, IP68
RS-FT72W316X	DC 24V, 72W, IP68
RS-FT36W316X-B	DC 24V, 36W, IP68
RS-FT72W316X-A	DC 24V, 72W, IP68
RS-UW27W316X-B	DC 24V, 27W, IP68
RS-UW54W316X-A	DC 24V, 54W, IP68
RS-UW36W316X-L	DC 24V, 36W, IP68
RS-RP27W316X-FT	DC 24V, 27W, IP68
RS-PAR56-15W	DC 12V, 15W, IP68
RS-PAR56-20W	DC 12V, 20W, IP68

Equipment used during test:

ID Number	Instrument	Model/ Type	Calibration Date
SLCS-S-031	Sand and dust test box	SG-500	2017-01-26
SLCS-S-040	Submersible test unit	X8	2017-04-26
SLCS-S-135	Digital hygrometer thermometer	HTC-1	2016-10-09
SLCS-S-072	Torque Driver	26RTD	2016-08-10
SLCS-S-148	Air compressor	OTS-800	/



Shenzhen Southern LCS Compliance Testing Laboratory Ltd.
Address: B Area, 1-2F, Building B, Zhongyu Green High-tech Industrial
Park, Wenge Road, Heshuikou, Gongming Street, Guangming New
District, Shenzhen, China
<http://www.lcs-cert.com>; Phone: +(86) 0755-29871520; Fax: +(86) 0755-29871521

Report No.: LCS171201023BS

Test Item:

Tests for protection against dust-proof: IP6X

Test Method:

The tests should be carried out under the standard atmospheric condition.

Temperature range: 20°C to 30°C

Dust-proof luminaires (first characteristic IP numeral 5) shall be tested in a dust chamber similar To that shown in Figure 6, in which talcum powder is maintained in suspension by an air current. The chamber shall contain 2 kg of powder for every cubic metre of its volume. The talcum powder used shall be able to pass through a square-meshed sieve whose nominal wire diameter is 50 µm and whose nominal free distance between wires is 75 µm. It shall not have been used for more than 20 tests.

The test shall proceed as follows.

- a) The luminaire is suspended outside the dust chamber and operated at rated supply voltage until operating temperature is achieved.
- b) The luminaire, whilst still operating, is placed with the minimum disturbance in the dust chamber.
- c) The door of the dust chamber is closed.
- d) The fan/blower causing the talcum powder to be in suspension is switched on.
- e) After 1 min, the luminaire is switched off and allowed to cool for 3 h whilst the talcum powder remains in suspension.

NOTE: The 1 min interval between switching on the fan/blower and switching off the luminaire is to ensure that the talcum powder is properly in suspension around the luminaire during initial cooling, which is most important with smaller luminaires. The luminaire is operated initially as in item a) to ensure the test chamber is not overheated.

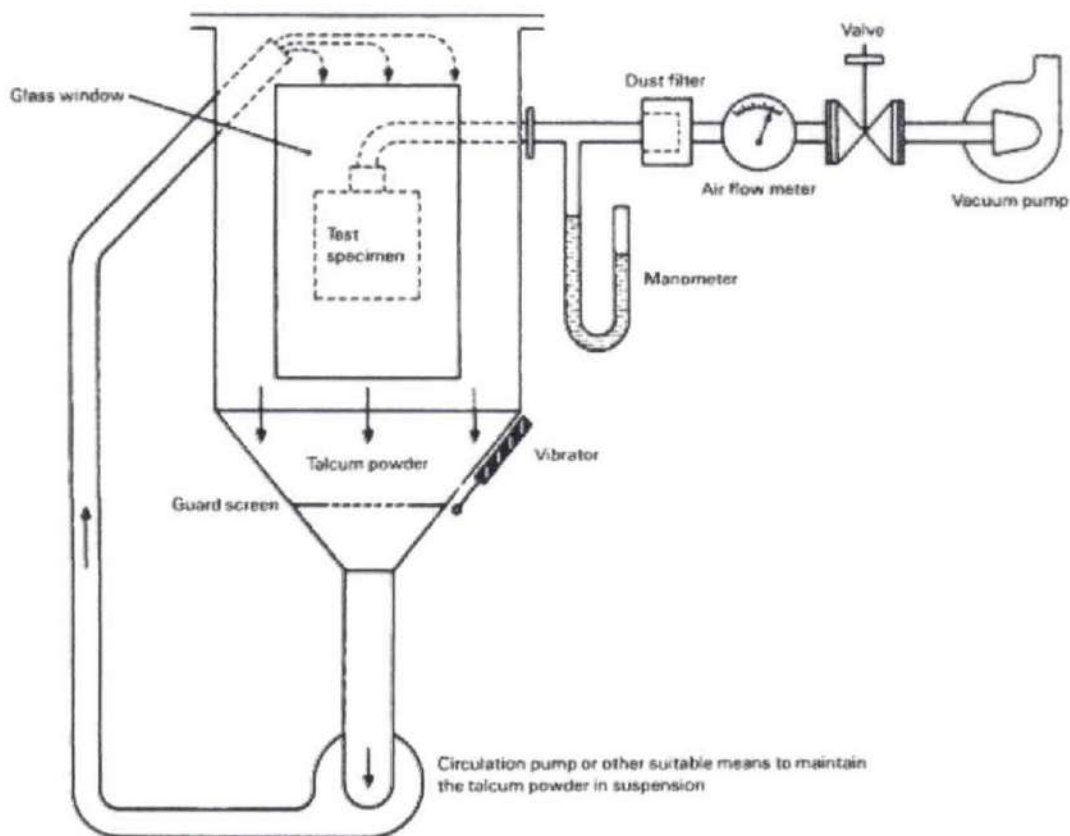
Acceptance Conditions:

After completion of the tests, the luminaire shall withstand the electric strength test specified in Section 10, and inspection shall show:

No deposit of talcum powder inside enclosures for dust-tight luminaires

Test Result:

☒ Pass ☐ Fail



IEC 280/01

NOTE See IEC 60068-2-68, figure 2 valid for La2 only.

Figure 2 – Test device to verify protection against dust (dust chamber)



Shenzhen Southern LCS Compliance Testing Laboratory Ltd.
Address: B Area, 1-2F, Building B, Zhongyu Green High-tech Industrial
Park, Wenge Road, Heshuikou, Gongming Street, Guangming New
District, Shenzhen, China
<http://www.lcs-cert.com>; Phone: +(86) 0755-29871520; Fax: +(86) 0755-29871521

Report No.: LCS171201023BS

Test Item:

Tests for protection against ingress moisture: IPX8 30m

Test Method:

The tests should be carried out under the standard atmospheric condition.

Temperature range: 20°C to 30°C

Pressure watertight luminaires (second characteristic IP numeral 8) are heated either by switching on the lamp or by other suitable means, so that the temperature of the luminaire enclosure exceeds that of the water in the test tank by between 5 °C and 10 °C

The luminaire shall then be switched off and subjected to a water pressure of 1,3 times that pressure which corresponds to the rated maximum immersion depth for a period of 30 min. Before the tests for the second characteristic numeral, with the exception of IPX8, the luminaire complete with lamp(s) shall be switched on and brought to a stable operating temperature at rated voltage.

The water for the tests shall be at a temperature of 15 °C ± 10 °C

Luminaires shall be mounted and wired as in normal use and placed in the most unfavourable position, complete with their protective translucent covers, if any, for the tests of IP.

Where connection is made by a plug or a similar device, then this shall be regarded as part of the complete luminaire and shall be included in the tests and similarly for any separate controlgear.

For tests of IP, fixed luminaire intended for mounting with its body in contact with a surface shall be tested with an expanded metal spacer interposed between the luminaire and the mounting surface. The spacer shall be at least equal in overall size to the projection of the luminaire, and have dimensions as follows:

Longway of mesh	10 mm to 20 mm
Shortway of mesh	4 mm to 7 mm
Strand width	1,5 mm to 2 mm
Strand thickness	0,3 mm to 0,5 mm
Overall thickness	1,8 mm to 3 mm

Luminaires having provision for draining water by means of drain holes shall be mounted with the lowest drain hole open unless otherwise specified in the manufacturer's installation instructions.

If the installation instructions indicate that a luminaire is for ceiling or under-canopy mounting, the luminaire shall be attached to the underside of a flat board or plate which extends 10 mm beyond that part of the luminaire perimeter in contact with the mounting surface

For recessed luminaires, the parts in the recess and the parts protruding from the recess shall each be tested according to their IP classification as indicated in the manufacturer's mounting instructions. A box encapsulating the part in the recess may be necessary for the test of IP.



Shenzhen Southern LCS Compliance Testing Laboratory Ltd.
Address: B Area, 1-2F, Building B, Zhongyu Green High-tech Industrial
Park, Wenge Road, Heshuikou, Gongming Street, Guangming New
District, Shenzhen, China
<http://www.lcs-cert.com>; Phone: +(86) 0755-29871520; Fax: +(86) 0755-29871521

Report No.: LCS171201023BS

Note: Portable luminaires, wired as in normal use, shall be placed in the most unfavourable position of normal use.

Glands, if any, shall be tightened with a torque equal to two-thirds of that applied to glands in the test of 4.12.5.

Fixing screws of covers, other than hand-operated fixing screws of glass covers, shall be tightened with a torque equal to two-thirds of that specified in Table 4.1.

Screwed lids shall be tightened with a torque having a value in newton metres numerically equal to one-tenth of the nominal diameter of the screw thread in millimetres. Screws fixing other caps shall be tightened with a torque equal to two-thirds of that specified in Table 4.1.

Acceptance Conditions:

After completion of the tests, the luminaire shall withstand the electric strength test specified in Section 10, and inspection shall show:

No trace of water on electrical connections, current carrying parts or on insulation where it could become a hazard for the user or surroundings, for example where it could reduce the creepage distances below the values specified in Section 11; the only exception to this is for SELV conductors where the voltage under load does not exceed 12 V r.m.s. or 30 V ripple free d.c. and the conductors are protected from corrosion.

No trace of water having entered in any part of a watertight or pressure watertight luminaire

Test Result:

☒ Pass ☐ Fail



Table 4.1 – Torque tests on screws

Nominal outer thread diameter of screw mm	Torque Nm		
	1	2	3
Up to and including 2,8	0,20	0,40	0,40
Over 2,8 up to and including 3,0	0,25	0,50	0,50
Over 3,0 up to and including 3,2	0,30	0,60	0,50
Over 3,2 up to and including 3,6	0,40	0,80	0,60
Over 3,6 up to and including 4,1	0,70	1,20	0,60
Over 4,1 up to and including 4,7	0,80	1,80	0,90
Over 4,7 up to and including 5,3	0,80	2,00	1,00
Over 5,3 up to and including 6,0	–	2,50	1,25
Over 6,0 up to and including 8,0	–	8,00	4,00
Over 8,0 up to and including 10,0	–	17,00	8,50
Over 10,0 up to and including 12,0	–	29,00	14,50
Over 12,0 up to and including 14,0	–	48,00	24,00
Over 14,0 up to and including 16,0	–	114,00	57,00

Table 4.2 – Torque tests on glands

Diameter of test rod mm	Moment	
	Metal glands Nm	Moulded plastic glands Nm
Up to 7	6,25	2,5
Over 7 up to 14	6,25	3,25
Over 14 up to 20	7,50	5
Over 20	10	7,50

Withstand the electric strength after IP6X test:		
Test Location	Test Voltage	Broken or Flashover
Live parts and accessible parts	2U+1000V=1480V	<input type="checkbox"/> Yes <input checked="" type="checkbox"/> No
Withstand the electric strength after IPX8 test:		
Live parts and accessible parts	2U+1000V=1480V	<input type="checkbox"/> Yes <input checked="" type="checkbox"/> No



Shenzhen Southern LCS Compliance Testing Laboratory Ltd.
Address: B Area, 1-2F, Building B, Zhongyu Green High-tech Industrial
Park, Wenge Road, Heshuikou, Gongming Street, Guangming New
District, Shenzhen, China
<http://www.lcs-cert.com>; Phone: +(86) 0755-29871520; Fax: +(86) 0755-29871521

Report No.: LCS171201023BS

Photo Documentation:

Photo 1: Overall view of model RS-UW96W316X



Photo 2: IP6X test of model RS-UW96W316X





Shenzhen Southern LCS Compliance Testing Laboratory Ltd.

Address: B Area, 1-2F, Building B, Zhongyu Green High-tech Industrial
Park, Wenge Road, Heshuikou, Gongming Street, Guangming New
District, Shenzhen, China

<http://www.lcs-cert.com>; Phone: +(86) 0755-29871520; Fax: +(86) 0755-29871521

Report No.: LCS171201023BS

Photo Documentation:

Photo 3: IPX8 test of model RS-UW96W316X



Photo 4: Test result after IP6X and IPX8 test



----- End of Test Report-----

CERTIFICATE OF CONFORMITY



CERTIFICATE of Conformity

Reference No.: LCS1511060507E

Applicant : Shenzhen Rise Optoelectronics Co., Ltd

Address : 4F, No.5 Building, Jianghao Ind Park, Bantian, Longgang Dist.,
Shenzhen 518129, China

Product : LED Underwater Light

Model(s) : RS-UW9W316X-A, RS-UW9W316X, RS-UW18W316X,
RS-UW27W316X-A, RS-UW36W316X, RS-UW45W316X,
RS-UW54W316X, RS-FT27W316X, RS-FT36W316X, RS-FT54W316X,
RS-FT72W316X, RS-FT27W316X-A, RS-FT36W316X-A, RS-PAR56-20W,
RS-PAR56-15W

Trade Mark :



The submitted products have been tested by us with the listed standards and found in compliance with the following European Directives:

The EMC Directive 2014/30/EU

EN 55015: 2013, EN 61547: 2009

The tests were performed in normal operation mode. The test results apply only to the particular sample tested and to the specific tests carried out. This certificate applies specifically to the sample investigated in our test reference number only.

The CE markings as shown below can be affixed on the product after preparation of necessary technical documentation.

Other relevant Directives have to be observed.



Manager

November 16, 2015

Shenzhen LCS Compliance Testing Laboratory Ltd.
1/F., Xingyuan Industrial Park, Tongda Road, Bao'an Avenue, Bao'an District,
Shenzhen, Guangdong, China
Tel: (86)755-82591330
Http://www.LCS-cert.com

Fax: (86)755-82591332
Email: webmaster@LCS-cert.com





Attestation of Compliance

Reference No. : LCS210104005BE

Applicant : RISE OPTOELECTRONICS CO., LTD

Address : 4F, Building 4A, Kelunte Ind. Park, Ganli Six Road, Buji, 518112
Shenzhen, CHINA

Trade Mark : 

Product : LED Underwater Light

Model(s) : (see attached)

Tested according to : EN IEC 55015:2019+A11:2020
EN IEC 61000-3-2:2019
EN 61000-3-3:2013+A1:2019
EN 61547: 2009

The submitted products have been tested by us with the listed standards.

This Attestation of Compliance is issued according to the council Directive 2014/30/EU, Referred to as the Electromagnetic Compatibility. It confirms that the listed product complies with all essential requirements of the EMC directive and applies only to the sample and its technical documentation submitted to Shenzhen Southern LCS Compliance Testing Laboratory Ltd. for testing.

After preparation of the necessary technical documentation as well as the EC conformity declaration the required CE marking can be affixed on the product. Other relevant Directives have to be observed.



Date of issue: March 25, 2021



Shenzhen Southern LCS Compliance Testing Laboratory Ltd.
101-201, No.39 Building, Xialang Industrial Zone, Heshuikou Community, Matian Street, Guangming District, Shenzhen, China
Tel: (86)755-29871520
Http://www.lcs-cert.com

Fax: (86)755-29871521
Email: webmaster@lcs-cert.com

扫码查询真伪
Scan, Query authenticity

ANNEX I:



Reference No. : LCS210104005BE

Model	Rating
61051	12-24V, 18W max
61061	12-24V, 27W max
61011	12-24V, 9W max
61012	12-24V, 9W max
61013	12-24V, 9W max
61014	12-24V, 9W max
61015	12-24V, 9W max
61016	12-24V, 9W max
61052	12-24V, 12W max
61053	12-24V, 18W max
61062	12-24V, 27W max
61063	12-24V, 27W max
61064	12-24V, 27W max
61065	12-24V, 27W max
61071	12-24V, 36W max
61054	12-24V, 18W max
61055	12-24V, 24W max
61056	12-24V, 27W max
61067	12-24V, 27W max
61077	12-24V, 36W max
61301	12-24V, 18W max
61302	12-24V, 12W max
61311	12-24V, 27W max
61321	12-24V, 36W max
61601	12-24V, 27W max
61501	12-24V, 18W max
61511	12-24V, 27W max
62011	12-24V, 3W max
88181	12-24V, 12W max
88182	12-24V, 12W max
88186	12-24V, 12W max
88225	12-24V, 6W max
88226	12-24V, 6W max
88227	12-24V, 12W max
88232	12-24V, 18W max
88233	12-24V, 24W max
88234	12-24V, 30W max
88235	24V, 36W max





88236	24V, 48W max
61072	24V, 45W max
61073	24V, 36W max
61074	24V, 36W max
61081	24V, 54W max
61082	24V, 72W max
61083	24V, 45W max
61084	24V, 72W max
61091	24V, 72W max
61092	24V, 72W max
61101	24V, 108W max
61066	24V, 36W max
61075	24V, 54W max
61076	24V, 72W max
61093	24V, 72W max
61094	24V, 72W max
61102	24V, 144W max
61111	24V, 180W max
61121	24V, 180W max
61331	24V, 45W max
61341	24V, 54W max
61342	24V, 54W max
61351	24V, 54W max
61361	24V, 180W max
61521	24V, 36W max
61531	24V, 36W max
61541	24V, 36W max
61611	24V, 36W max
61612	24V, 45W max
61621	24V, 45W max
88183	24V, 60W max
88184	24V, 96W max
88185	24V, 252W max



扫码查询真伪
Scan, Query authenticity

3 / 3

Shenzhen Southern LCS Compliance Testing Laboratory Ltd.
101-201, No.39 Building, Xialang Industrial Zone, Heshuikou Community, Matian Street, Guangming District,
Shenzhen, China
Tel: (86)755-29871520 Fax: (86)755-29871521
Http://www.lcs-cert.com Email: webmaster@lcs-cert.com

Photo Documentation:

Photo 1: Overall view of model 61063




Photo 2: Overall view of model 61063



Photo Documentation:

Photo 3: IP6X test of model 61063



Photo 4: IPX8 test of model 61063






Photo Documentation:

Photo 5: Test result after IP6X and IPX8 test



----- End of Test Report-----



Table 4.1 – Torque tests on screws

Nominal outer thread diameter of screw mm	Torque Nm		
	1	2	3
Up to and including 2,8	0,20	0,40	0,40
Over 2,8 up to and including 3,0	0,25	0,50	0,50
Over 3,0 up to and including 3,2	0,30	0,60	0,50
Over 3,2 up to and including 3,6	0,40	0,80	0,60
Over 3,6 up to and including 4,1	0,70	1,20	0,60
Over 4,1 up to and including 4,7	0,80	1,80	0,90
Over 4,7 up to and including 5,3	0,80	2,00	1,00
Over 5,3 up to and including 6,0	-	2,50	1,25
Over 6,0 up to and including 8,0	-	8,00	4,00
Over 8,0 up to and including 10,0	-	17,00	8,50
Over 10,0 up to and including 12,0	-	29,00	14,50
Over 12,0 up to and including 14,0	-	48,00	24,00
Over 14,0 up to and including 16,0	-	114,00	57,00

Table 4.2 – Torque tests on glands

Diameter of test rod mm	Moment	
	Metal glands Nm	Moulded plastic glands Nm
Up to 7	6,25	2,5
Over 7 up to 14	6,25	3,25
Over 14 up to 20	7,50	5
Over 20	10	7,50

Withstand the electric strength after IP6X test:

Test Location	Test Voltage	Broken or Flashover
Live parts and accessible parts	500V	<input type="checkbox"/> Yes <input checked="" type="checkbox"/> No

Withstand the electric strength after IPX8 test:

Live parts and accessible parts	500V	<input type="checkbox"/> Yes <input checked="" type="checkbox"/> No
---------------------------------	------	---



Screwed lids shall be tightened with a torque having a value in newton metres numerically equal to one-tenth of the nominal diameter of the screw thread in millimetres. Screws fixing other caps shall be tightened with a torque equal to two-thirds of that specified in Table 4.1.

Acceptance Conditions:

After completion of the tests, the luminaire shall withstand the electric strength test specified in Section 10, and inspection shall show:

No trace of water on electrical connections, current carrying parts or on insulation where it could become a hazard for the user or surroundings, for example where it could reduce the creepage distances below the values specified in Section 11; the only exception to this is for SELV conductors where the voltage under load does not exceed 12 V r.m.s. or 30 V ripple free d.c. and the conductors are protected from corrosion.

No trace of water having entered in any part of a watertight or pressure watertight luminaire.

Test Result:

☒ Pass ☐ Fail

**Test Item:**

Tests for protection against ingress moisture: IPX8 1m

Test Method:

The tests should be carried out under the standard atmospheric condition.

Temperature range: 20 °C to 30 °C

Pressure watertight luminaires (second characteristic IP numeral 8) are heated either by switching on the lamp or by other suitable means, so that the temperature of the luminaire enclosure exceeds that of the water in the test tank by between 5 °C and 10 °C.

The luminaire shall then be switched off and subjected to a water pressure of 1,3 times that pressure which corresponds to the rated maximum immersion depth for a period of 30 min.

Before the tests for the second characteristic numeral, with the exception of IPX8, the luminaire complete with lamp(s) shall be switched on and brought to a stable operating temperature at rated voltage.

The water for the tests shall be at a temperature of 15 °C ± 10 °C.

Luminaires shall be mounted and wired as in normal use and placed in the most unfavourable position, complete with their protective translucent covers, if any, for the tests of IP.

Where connection is made by a plug or a similar device, then this shall be regarded as part of the complete luminaire and shall be included in the tests and similarly for any separate control gear.

For tests of IP, fixed luminaire intended for mounting with its body in contact with a surface shall be tested with an expanded metal spacer interposed between the luminaire and the mounting surface. The spacer shall be at least equal in overall size to the projection of the luminaire, and have dimensions as follows:

Longway of mesh	10 mm to 20 mm
Shortway of mesh	4 mm to 7 mm
Strand width	1,5 mm to 2 mm
Strand thickness	0,3 mm to 0,5 mm
Overall thickness	1,8 mm to 3 mm

Luminaires having provision for draining water by means of drain holes shall be mounted with the lowest drain hole open unless otherwise specified in the manufacturer's installation instructions.

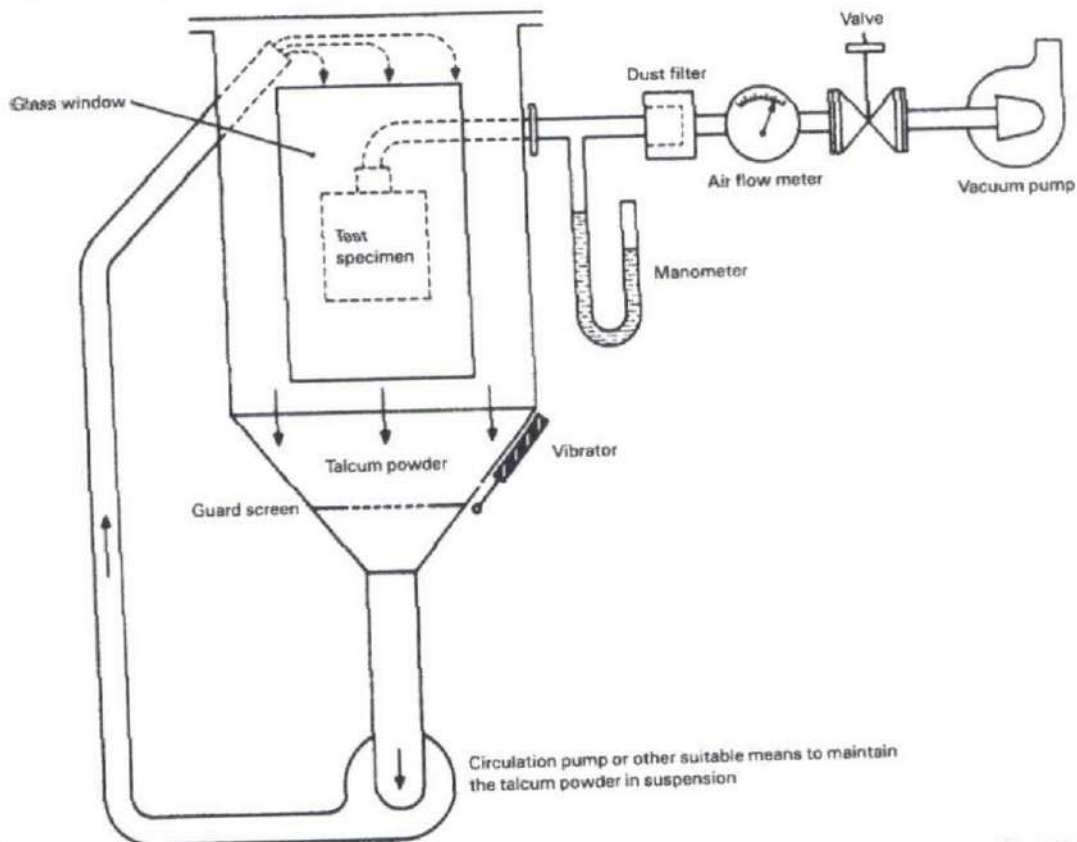
If the installation instructions indicate that a luminaire is for ceiling or under-canopy mounting, the luminaire shall be attached to the underside of a flat board or plate which extends 10 mm beyond that part of the luminaire perimeter in contact with the mounting surface.

For recessed luminaires, the parts in the recess and the parts protruding from the recess shall each be tested according to their IP classification as indicated in the manufacturer's mounting instructions. A box encapsulating the part in the recess may be necessary for the test of IP.

Note: Portable luminaires, wired as in normal use, shall be placed in the most unfavourable position of normal use.

Glands, if any, shall be tightened with a torque equal to two-thirds of that applied to glands in the test of 4.12.5.

Fixing screws of covers, other than hand-operated fixing screws of glass covers, shall be tightened with a torque equal to two-thirds of that specified in Table 4.1.



IEC 280/01

NOTE See IEC 60068-2-68, figure 2 valid for La2 only.

Figure 2 – Test device to verify protection against dust (dust chamber)

**Test Item:**

Tests for protection against dust-proof: IP6X

Test Method:

The tests should be carried out under the standard atmospheric condition.

Temperature range: 20°C to 30°C

Dust-proof luminaires (first characteristic IP numeral 6) shall be tested in a dust chamber similar To that shown in Figure 6, in which talcum powder is maintained in suspension by an air current.

The chamber shall contain 2 kg of powder for every cubic metre of its volume. The talcum powder used shall be able to pass through a square-meshed sieve whose nominal wire diameter is 50 μ m and whose nominal free distance between wires is 75 μ m. It shall not have been used for more than 20 tests.

The test shall proceed as follows.

- a) The luminaire is suspended outside the dust chamber and operated at rated supply voltage until operating temperature is achieved.
- b) The luminaire, whilst still operating, is placed with the minimum disturbance in the dust chamber.
- c) The door of the dust chamber is closed.
- d) The fan/blower causing the talcum powder to be in suspension is switched on.
- e) After 1 min, the luminaire is switched off and allowed to cool for 3 h whilst the talcum powder remains in suspension.

NOTE: The 1 min interval between switching on the fan/blower and switching off the luminaire is to ensure that the talcum powder is properly in suspension around the luminaire during initial cooling, which is most important with smaller luminaires. The luminaire is operated initially as in item a) to ensure the test chamber is not overheated.

Acceptance Conditions:

After completion of the tests, the luminaire shall withstand the electric strength test specified in Section 10, and inspection shall show:

No deposit of talcum powder inside enclosures for dust-tight luminaires

Test Result:

☒ Pass ☐ Fail



中国认可
国际互认
Report No. LCS010400185
TESTING
CNAS L10164

TEST REPORT

Kunde: <i>Client:</i>	RISE OPTOELECTRONICS CO., LTD		
Adresse: <i>Address:</i>	4F, Building 4A, Kelunte Ind.Park, Ganli Six Road, Buji, 518112 Shenzhen, CHINA		
Hersteller: <i>Manufacturer:</i>	RISE OPTOELECTRONICS CO., LTD		
Adresse: <i>Address:</i>	4F, Building 4A, Kelunte Ind.Park, Ganli Six Road, Buji, 518112 Shenzhen, CHINA		
Name der Marke: <i>Brand Name:</i>			
Beschreibung des Produkts: <i>Product Description:</i>	LED Underwater Light		
Modelle: <i>Models:</i>	See model list on page 2~3		
Bewertung: <i>Rating:</i>	See model list on page 2~3		
Verfahren: <i>Method:</i>	Clause 9 of IEC 60598-1:2014+A1:2017		
Prüfergebnis*: <i>Test result*:</i>	Pass		
Datum der Prüfung: <i>Date of Test:</i>	Datum der Emission: <i>Date of Issue:</i>	Klassifizierung: <i>Classification:</i>	Gegenstand der Prüfung: <i>Test item:</i>
2021-01-05~2021-01-06	2021-03-15	Commission Test	IP68 (1m) Test
Prüflabor (Testlabor) / Testing Laboratory: Shenzhen Southern LCS Compliance Testing Laboratory Ltd.			
Test von/Test by:  Lisa Zeng/ Project Engineer	Check von/Check by:  Torres He/ Director	Genehmigt von/Approved by:  Jesse Liu/ Manager	
Dieser Prüfbericht bezieht sich nur auf das o.g. Prüfmuster und darf ohne Genehmigung der Prüfstelle nicht auszugsweise vervielfältigt werden. Dieser Bericht berechtigt nicht zur Verwendung eines Prüfzeichens. <i>Remark: The duplication of this report or parts of it and its use for advertising purposes is only allowed with permission of the testing laboratory. This report contains the result of examination of the product sample submitted by the appliance. A general statement concerning the quality of the products from the series manufacturer cannot be derived therefore.</i>			

**General product information:**

- All models have similar appearance except size and power are difference.
- Unless otherwise specified, the model 61063 was chosen as representative model to perform all test.

Model List:

Model	Rating
61051	12-24V, 18W max
61061	12-24V, 27W max
61011	12-24V, 9W max
61012	12-24V, 9W max
61013	12-24V, 9W max
61014	12-24V, 9W max
61015	12-24V, 9W max
61016	12-24V, 9W max
61052	12-24V, 12W max
61053	12-24V, 18W max
61062	12-24V, 27W max
61063	12-24V, 27W max
61064	12-24V, 27W max
61065	12-24V, 27W max
61071	12-24V, 36W max
61054	12-24V, 18W max
61055	12-24V, 24W max
61056	12-24V, 27W max
61067	12-24V, 27W max
61077	12-24V, 36W max
61301	12-24V, 18W max
61302	12-24V, 12W max
61311	12-24V, 27W max
61321	12-24V, 36W max
61601	12-24V, 27W max
61501	12-24V, 18W max
61511	12-24V, 27W max
62011	12-24V, 3W max
88181	12-24V, 12W max
88182	12-24V, 12W max
88186	12-24V, 12W max
88225	12-24V, 6W max
88226	12-24V, 6W max
88227	12-24V, 12W max
88232	12-24V, 18W max
88233	12-24V, 24W max
88234	12-24V, 30W max
88235	24V, 36W max



88236	24V, 48W max
61072	24V, 45W max
61073	24V, 36W max
61074	24V, 36W max
61081	24V, 54W max
61082	24V, 72W max
61083	24V, 45W max
61084	24V, 72W max
61091	24V, 72W max
61092	24V, 72W max
61101	24V, 108W max
61066	24V, 36W max
61075	24V, 54W max
61076	24V, 72W max
61093	24V, 72W max
61094	24V, 72W max
61102	24V, 144W max
61111	24V, 180W max
61121	24V, 180W max
61331	24V, 45W max
61341	24V, 54W max
61342	24V, 54W max
61351	24V, 54W max
61361	24V, 180W max
61521	24V, 36W max
61531	24V, 36W max
61541	24V, 36W max
61611	24V, 36W max
61612	24V, 45W max
61621	24V, 45W max
88183	24V, 60W max
88184	24V, 96W max
88185	24V, 252W max

Equipment used during test:

ID Number	Instrument	Model/ Type	Calibration Date
SLCS-S-031	Sand and dust test box	SG-500	2020/05/15
SLCS-S-040	Submersible test unit	X8	2020/05/15
SLCS-S-135	Digital hygrometer thermometer	HTC-1	2020/05/15
SLCS-S-072	Torque Driver	26RTD	2020/05/15
SLCS-S-073	Hi-pot tester	AN9602M	2020/05/15
SLCS-S-062	Frequency Converter	AN97020TS	2020/05/15
SLCS-S-058	Digital Power Meter	WT310	2020/05/15
SLCS-S-148	Air compressor	OTS-800	/



CERTIFICATE of Conformity


2011/65/EU Restriction of Hazardous Substance

Reference No.: LCS1511060508R

When tested as specified, the submitted sample complies with the requirements of Commission Decision of 21 July 2011 amending Directive 2011/65/EU.

Applicant : Shenzhen Rise Optoelectronics Co., Ltd

Address : 4F, No.5 Building, Jianghao Ind Park, Bantian, Longgang Dist., Shenzhen
518129, China

Trade Mark : 

Product : LED Underwater Light

Model(s) : RS-UW9W316X-A, RS-UW9W316X, RS-UW18W316X, RS-UW27W316X-A,
RS-UW36W316X, RS-UW45W316X, RS-UW54W316X, RS-FT27W316X,
RS-FT36W316X, RS-FT54W316X, RS-FT72W316X, RS-FT27W316X-A,
RS-FT36W316X-A, RS-PAR56-20W, RS-PAR56-15W

The test report is issued by the Company subject to its General Conditions of Service printed overleaf. Attention is drawn to the limitations of liability, indemnification and jurisdictional issues defined therein. The results shown in this test report refer only to the sample(s) tested unless otherwise stated. This Test Report cannot be reproduced, except in full, without prior written permission of the Company.

Other relevant directives have to be observed.

RoHS



Manager

November 16, 2015

Shenzhen LCS Compliance Testing Laboratory Ltd.
1/F., Xingyuan Industrial Park, Tongda Road, Bao'an Avenue, Bao'an District,
Shenzhen, Guangdong, China
Tel: (86)755-82591330
Http://www.LCS-cert.com

Fax: (86)755-82591332
Email: webmaster@lcs-cert.com



LUMINARIO DE LED SUBACUÁTICO RS-RP27W316X-FT
MANUAL DE INSTRUCCIONES Y ESPECIFICACIONES
POR FAVOR LEER EL MANUAL ANTES DE USAR EL PRODUCTO



Este producto es usado como elemento de iluminación en fuentes y chorros de agua. Disponible en 9 LEDs de 3 W RGB (3 en 1). Requiere de un controlador modelo RS-RP27W316X-FT 4V --- de salida para realizar múltiples efectos. Dicho controlador puede trabajar en forma independiente con efectos pregrabados ya incluidos o con señal DMX. Genera varios efectos como cambio de colores, efecto estrobo, disolvencias de luz, cambios de 3 colores gradualmente, etc. con señal DMX podemos tener la función de atenuación de luz y programar miles de efectos o escenas en 1 o varios luminarios conectadas a su vez (se requiere de un control o interfaz SLESA U8 o similares DMX por separado para lograr estos efectos). Controladores no incluidos.

NOTA: LAS CARACTERÍSTICAS TÉCNICAS Y ELÉCTRICAS FAVOR DE CONSULTAR EN LA ETIQUETA DE PRODUCTO.

a) Estructura y especificaciones

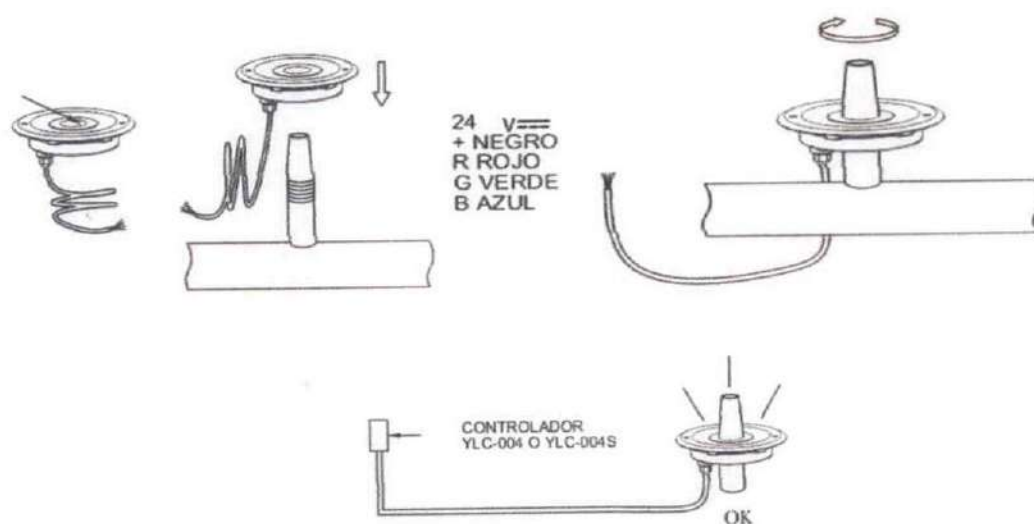
- Material de construcción: Acero inoxidable AISI 304.
- Tamaño: Diámetro: 18.3 cm * Altura 6.5
- Tipo de Led: EDISON 3W 3 en 1
- Orificio para empotrar: 15cm
- Orificio central para chorro de agua: 4.6 cm
- Nuevo diseño con válvulas que evitan la condensación.

b) Parámetros técnicos

- Voltaje de alimentación: 24 V --- (1.5 A máximo).
- Grado de protección: IP68 (subacuático).
- Ángulo de apertura: 10°, 35°, 45°, 70°
- Potencia: 27W
- Color de luz: RGB 3 en 1

c) Instalación

- Verifique que el PH del agua donde se instalará el luminario este entre los siguientes valores 7.8 -8.3. valores fuera de este rango podrán dañar el luminario.
- Antes de iniciar el proceso de instalación pruebe el luminario afuera del agua (sin mantenerla encendida por más de 1 minuto) para verificar su funcionamiento con el control recomendado.
- El luminario viene equipado con 2 m de cable eléctrico sumergible en agua con 4 hilos cal. 18 en colores, rojo, verde, azul y negro. Si es necesario hacer uniones de cable para alargar dicho cable asegúrese de utilizar cable eléctrico sumergible en agua (Modelo CABSUB4X18 SE VENDE POR METRO, MÁXIMO 20 METROS LINEALES) NO USE CABLE DE USO RUDO PARA ALARGAR EL CABLE ORIGINAL DEL LUMINARIO PUES ESTO ES CAUSA DE PÉRDIDA DE GARANTÍA, y siga las siguientes instrucciones de aislamiento.
- Coloque el luminario sobre el muro o piso del área a instalar previo al hueco abierto según las medidas necesarias. Rellene y selle perfectamente para evitar filtraciones de agua.
- Coloque el luminario sobre la boquilla.
- Conecte el luminario siguiendo el código de colores y el método de sellado siguiente.



AISLAMIENTO DE CONEXIÓN HERMÉTICA

Herramientas a utilizar para realizar aislamiento de conexión hermética:



1.- Coloque la cinta masilla en el inicio del forro de los cables de alimentación de la luminaria y del cable de alimentación eléctrica.



Fig. 1.1 Coloque cinta masilla al primer conductor (cable de alimentación) como al de la luminaria.



Fig. 1.2 Coloque cinta masilla en el segundo conductor, incorporando este con el primer conductor de ambos cables de alimentación eléctrica y de la luminaria.



Fig. 1.3 Coloque cinta masilla en el tercer conductor, incorporando este último con los dos anteriores en ambos cables de alimentación eléctrica y cable de la luminaria.



Fig. 1.4 Con los pasos anteriores se genera un sello que evitará el paso de humedad.

2.- Realice el corte en las puntas de ambos cables de alimentación. (Pelar el forro de las puntas).



Fig. 2.1



Fig. 2.2

3.- Realice el empalme los conductores 1 a 1 utilizando ambas cintas (cinta masilla y cinta vulcanizable) como lo realizó en el paso 1.



Fig. 3.1



Fig. 3.2

4.- Realice el aislamiento cubriendo la cinta vulcanizable desde el conductor de alimentación en dirección del cable de la luminaria.



Fig. 4.1



Fig. 4.2



Fig. 4.3

5.- Recubra todo aislamiento con la cinta vinil del cable de alimentación en dirección al cable de la luminaria.

iLumileds

NOTAS

No conecte más luminarios al control que el de su capacidad máxima, considerando dejar un rango del 20% cuando la instalación del control este a más de 10 m de los luminarios. No conecte el luminario a 127 V ~, porque sufrirá daños irreparables y pérdida de garantía. No se use este luminario en condiciones de PH diferentes a las recomendadas. Use el cable eléctrico adecuado para realizar las uniones NO USE CABLE DE USO RUDO PARA ALARGAR EL CABLE PUES ES CAUSA DE PÉRDIDA DE GARANTÍA y siga las instrucciones de unión adjuntas. No afloje los tornillos Allen del luminario, puede romper el sello de agua. No encienda por más de 1 minuto el luminario fuera del agua.

Observaciones y recomendaciones:

- Este producto debe ser instalado y operado por personal calificado.
- Nunca realice conexiones mientras la energía eléctrica está conectada.
- Asegúrese que el grado de protección IP corresponde con la aplicación en la que usará este producto.
- Consulte los manuales de operación de otros productos que se vayan a utilizar en conjunto con éste.
- Si tiene dudas sobre la instalación, uso o funcionamiento de este producto contacte a soporte técnico iLumileds desde iLumileds.com.mx
- No abra o intente reparar este producto.
- Profundidad máxima 1m. No debe usarse en albercas.